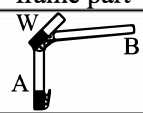

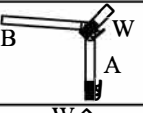

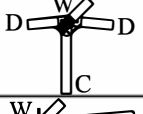

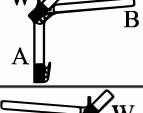

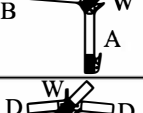

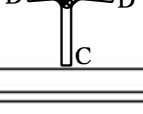











staal / steel

pos.	artikel nr. part no.	aantal quantity	frame deel frame part	maat mm. size mm.	ø mm.	pos.	artikel nr. part no.	aantal quantity	frame deel frame part	maat mm. size mm.	ø mm.
1a	39363-PG	1		A 970+30 B 1000 W 215	28x1 25x1 28x1	5	38815-PG	13		940+60	28x1
2a	39364-PG	1		A 970+30 B 1000 W 215	28x1 25x1 28x1	6	38098	5		1100	25x1
3a	39365-PG	1		C 570+30 D 185+30 W 215	28x1 28x1 28x1	7	39366	3		290	25x1
1b	39418-PG	1		A 970+30 B 1000 W 215	28x1 25x1 28x1	8	38814	7		540+60	28x1
2b	39419-PG	1		A 970+30 B 1000 W 215	28x1 25x1 28x1	9	39369-PG	3		540+60	28x1
3b	39420-PG	1		C 570+30 D 185+30 W 215	28x1 28x1 28x1	10	39370	3		600	25x1
4	38810	8		1100	25x1	11	38813	4		840+60	28x1
						12	36768	2		1100	25x1
						13	38298	4		740+60	25x1
						14	36660	2		1100	22x1
						15	38823	4		600	28x1
						16	38823-PG	2		600	28x1
						17	34069	2		600	25x1

Access.	Aantal / Qty.
B = buisklem / adjusting clamp 28 mm	28
C = tentoog / plastic eye	5
schroef / screw	10

BEWAAR DEZE FRAMETEKENING
KEEP THIS FRAME DIAGRAM IN A SAFE PLACE
 Voor nalevering van losse framedelen altijd het framenummer en het artikelnummer opgeven.
 When ordering separate frame parts always mention the diagram number and part number.