



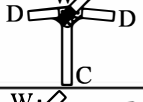

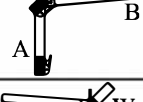

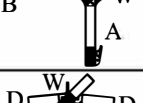

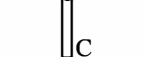








staal / steel

pos.	artikel nr. part no.	aantal quantity	frame deel frame part	maat mm. size mm.	ø mm.	pos.	artikel nr. part no.	aantal quantity	frame deel frame part	maat mm. size mm.	ø mm.
1a	39363-PG	1		A 970+30 B 1000 W 215	28x1 25x1 28x1	4	38810	6		1100	25x1
2a	39364-PG	1		A 970+30 B 1000 W 215	28x1 25x1 28x1	5	38815-PG	11		940+60	28x1
3a	39365-PG	1		C 570+30 D 185+30 W 215	28x1 28x1 28x1	6	38098	5		1100	25x1
1b	39418-PG	1		A 970+30 B 1000 W 215	28x1 25x1 28x1	7	39366	3		290	25x1
2b	39419-PG	1		A 970+30 B 1000 W 215	28x1 25x1 28x1	8	38814	7		540+60	28x1
3b	39420-PG	1		C 570+30 D 185+30 W 215	28x1 28x1 28x1	9	39369-PG	3		540+60	28x1
						10	39370	3		600	25x1
						11	36768	2		1100	25x1
						12	38421	2		840+60	25x1
						13	34260	2		800	22x1
						14	38823	2		600	28x1

Access.	Aantal / Qty.
B = buisklem / adjusting clamp 28 mm	24
C = tentoog / plastic eye schroef / screw	5
	10

BEWAAR DEZE FRAMETEKENING
KEEP THIS FRAME DIAGRAM IN A SAFE PLACE
Voor nalevering van losse framedelen altijd het
framenummer en het artikelnummer opgeven.
When ordering separate frame parts always mention
the diagram number and part number.