



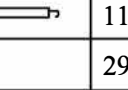










staal / steel

| pos. | artikel nr. part no. | aantal quantity | frame deel frame part | maat mm. size mm. | ∅ mm. | pos. | artikel nr. part no. | aantal quantity | frame deel frame part | maat mm. size mm. | ∅ mm. |
|------|-------------------------|--------------------|---|-------------------------------|----------------------|------|-------------------------|--------------------|---|----------------------|-------|
| 1 | 38061-PG | 1 |  | A 970+30 B 1000 W 215 | 25x1 22x1 25x1 | 6 | 38379 | 5 |  | 1100 | 22x1 |
| 2 | 38062-PG | 1 |  | A 970+30 B 1000 W 215 | 25x1 22x1 25x1 | 7 | 37838 | 3 |  | 290 | 22x1 |
| 3 | 38060-PG | 1 |  | C 570+30 D 185+30 W 215 | 25x1 25x1 25x1 | 8 | 38292 | 2 |  | 540+60 | 25x1 |
| 4 | 35455 | 3 |  | 1100 | 22x1 | 9 | 36660 | 2 |  | 1100 | 22x1 |
| 5 | 38285-PG | 8 |  | 940+60 | 25x1 | 10 | 38420 | 2 |  | 840+60 | 22x1 |
| | | | | | | 11 | 35866 | 2 |  | 800 | 19x1 |
| | | | | | | 12 | 38707 | 2 |  | 1100 | 25x1 |
| | | | | | | 13 | 38304 | 3 |  | 940+60 | 25x1 |

| Access. | Aantal / Qty. |
|---------------------------------------|---------------|
| B = buisklem / adjusting clamp 25 mm. | 13 |
| C = tentoog / plastic eye | 5 |
| schroef / screw | 10 |

BEWAAR DEZE FRAMETEKENING
KEEP THIS FRAME DIAGRAM IN A SAFE PLACE
 Voor nalevering van losse framedelen altijd het framenummer en het artikelnummer opgeven.
 When ordering separate frame parts always mention the diagram number and part number.