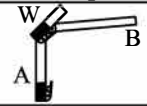



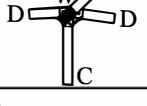





staal / steel

| pos. | artikel nr.<br>part no. | aantal<br>quantity | frame deel<br>frame part                                                            | maat mm.<br>size mm.          | ∅ mm.                | pos. | artikel nr.<br>part no. | aantal<br>quantity | frame deel<br>frame part                                                              | maat mm.<br>size mm. | ∅ mm. |
|------|-------------------------|--------------------|-------------------------------------------------------------------------------------|-------------------------------|----------------------|------|-------------------------|--------------------|---------------------------------------------------------------------------------------|----------------------|-------|
| 1    | 38051-PG                | 1                  |  | A 970+30<br>B 1000<br>W 215   | 25x1<br>22x1<br>25x1 | 6    | 38379                   | 3                  |  | 1100                 | 22x1  |
| 2    | 38052-PG                | 1                  |  | A 970+30<br>B 1000<br>W 215   | 25x1<br>22x1<br>25x1 | 7    | 37838                   | 3                  |  | 290                  | 22x1  |
| 3    | 38050-PG                | 1                  |  | C 570+30<br>D 185+30<br>W 215 | 25x1<br>25x1<br>25x1 | 8    | 38292                   | 3                  |  | 540+60               | 25x1  |
| 4    | 35455                   | 3                  |  | 1100                          | 22x1                 |      |                         |                    |                                                                                       |                      |       |
| 5    | 38285-PG                | 6                  |  | 940+60                        | 25x1                 |      |                         |                    |                                                                                       |                      |       |

| Access.                               | Aantal / Qty. |
|---------------------------------------|---------------|
| B = buisklem / adjusting clamp 25 mm. | 11            |
| C = tentoog / plastic eye             | 3             |
| schroef / screw                       | 6             |

**BEWAAR DEZE FRAMETEKENING**  
**KEEP THIS FRAME DIAGRAM IN A SAFE PLACE**  
 Voor nalevering van losse framedelen altijd het framenummer en het artikelnummer opgeven.  
 When ordering separate frame parts always mention the diagram number and part number.