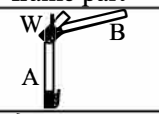

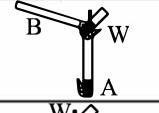

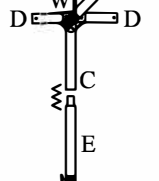





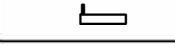

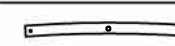




aluminium

| pos. | artikel nr.<br>part no. | aantal<br>quantity | frame deel<br>frame part  | maat mm.<br>size mm.                      | ø mm.                        | pos. | artikel nr.<br>part no. | aantal<br>quantity | frame deel<br>frame part  | maat mm.<br>size mm. | ø mm.  |
|------|-------------------------|--------------------|---|---|------------------------------|------|-------------------------|--------------------|---|----------------------|--------|
| 1    | 39105-M PG              | 1                  |  | A 870+30<br>B 1000<br>W 200               | 28x1<br>25x1<br>28x1         | 6    | 38525-PG                | 3                  |  | 840+840              | 28x1   |
| 2    | 39106-M PG              | 1                  |  | A 870+30<br>B 1000<br>W 200               | 28x1<br>25x1<br>28x1         | 7    | 38521                   | 5                  |  | 800                  | 25x1   |
| 3    | 39111-M PG              | 1                  |  | C 870+30<br>D 185+30<br>W 200<br>E 840+60 | 28x1<br>28x1<br>28x1<br>28x1 | 8    | 39102                   | 2                  |  | 540+60               | 28x1   |
| 4    | 38377                   | 2                  |  | 1100                                      | 25x1                         | 9    | 39130-PG                | 2                  |  | 810+60               | 28x1   |
| 5    | 38532                   | 1                  |  | 800                                       | 25x1                         | 10   | 37436                   | 3                  |  | 230                  | 25x1   |
|      |                         |                    |   |   |                              | 11   | 39125                   | 2                  |  | 600                  | 25x1   |
|      |                         |                    |   |   |                              | 12   | 39123                   | 2                  |  | 1000                 | 28x1   |
|      |                         |                    |   |   |                              | 13   | 39097                   | 2                  |  | 1100                 | 25x1   |
|      |                         |                    |   |   |                              | 14   | 39113                   | 2                  |  | 170                  | 22x1.5 |
|      |                         |                    |   |   |                              | 15   | 38529-PG                | 2                  |  | 900+840              | 28x1   |

| Access.                               | Aantal / Qty. |
|---------------------------------------|---------------|
| B = buisklem / adjusting clamp 28 mm. | 13            |
| C = tentoo / plastic eye              | 5             |
| schroef / screw                       | 10            |

**BEWAAR DEZE FRAMETEKENING**  
**KEEP THIS FRAME DIAGRAM IN A SAFE PLACE**  
 Voor nalevering van losse framedelen altijd het framenummer en het artikelnummer opgeven.  
 When ordering separate frame parts always mention the diagram number and part number.