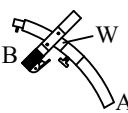
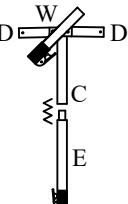

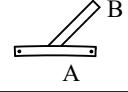
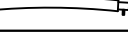

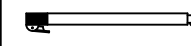

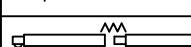

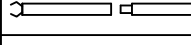

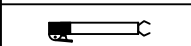
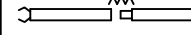





staal / steel

pakket / package 1/2					
pos.	artikel nr. part no.	aantal quantity	frame deel frame part	maat mm. size mm.	∅ mm.
1	41168	2		W 45 A 810+60 B 185+30	32x1 28x1 28x1
2	41167-PG	1		C 900 D 155+30 W 200 E 840+60	28x1 28x1 28x1 28x1
3	39720	2		810+60	28x1
4	41164	1		A 440 B 480	28x1 25x1
5	39719	8		940+60	28x1
6	39717	4		540+60	28x1

pakket / package 2/2					
pos.	artikel nr. part no.	aantal quantity	frame deel frame part	maat mm. size mm.	∅ mm.
7	38813-PG	4		840+60	28x1
8	41406	4		1000	25x1
9	39744	3		800	25x1
10	41159-PG	3		940+940	28x1
11	38098	5		1100	25x1
12	41160-PG	2		1100+940	28x1
13	41161	2		400	25x1
14	41025	2		300	25x1
15	41163-PG	2		300	28x1
16	39742-PG	2		900+840	28x1

Access.	Aantal / Qty.
B = buisklem / adjusting clamp 28 mm	17
C = tentoog / plastic eye + schroef / screw	5 + 10
M+W =  25 mm	2

**BEWAAR DEZE FRAMETEKENING**  
**KEEP THIS FRAME DIAGRAM IN A SAFE PLACE**  
 Voor nalevering van losse framedelen altijd het framenummer en het artikelnummer opgeven.  
 When ordering separate frame parts always mention the diagram number and part number.