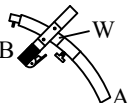
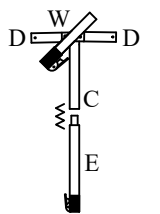
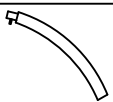
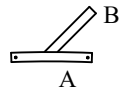












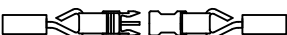


staal / steel

pakket / package 1/2				
pos.	artikel nr. part no.	aantal quantity	frame deel frame part	maat mm. size mm. ϕ mm.
1	41168	2		W 45 A 810+60 B 185+30 28x1 28x1
2	41167-PG	1		C 900 D 155+30 W 200 E 840+60 28x1 28x1 28x1 28x1
3	39720	2		810+60 28x1
4	41164	1		A 440 B 480 28x1 25x1
5	39718	8		810+60 28x1
6	39717	4		540+60 28x1

pakket / package 2/2					
pos.	artikel nr. part no.	aantal quantity	frame deel frame part	maat mm. size mm. ϕ mm.	
7	38813-PG	4		840+60 28x1	
8	41406	4		1000 25x1	
9	39744	3		800 25x1	
10	41159-PG	3		940+940 28x1	
11	38098	5		1100 25x1	
12	41160-PG	2		1100+940 28x1	
13	41161	2		400 25x1	
14	41025	2		300 25x1	
15	41163-PG	2		300 28x1	
16	39742-PG	2		900+840 28x1	

Access.	Aantal / Qty.
B = buisklem / adjusting clamp 28 mm	17
C = tentoog / plastic eye + schroef / screw	5 + 10
M+W =  25 mm	2

BEWAAR DEZE FRAMETEKENING
KEEP THIS FRAME DIAGRAM IN A SAFE PLACE
 Voor nalevering van losse framedelen altijd het framenummer en het artikelnummer opgeven.
 When ordering separate frame parts always mention the diagram number and part number.