


















staal / steel

pos.	artikel nr. part no.	aantal quantity	frame deel frame part	maat mm. size mm.	∅ mm.	pos.	artikel nr. part no.	aantal quantity	frame deel frame part	maat mm. size mm.	∅ mm.
1	36688-PG	1			25x1	8	38355	4		1100	22x1
2	36690-PG	1			25x1	9	34456	2		215	22x1
3	36683	1		A 570+30	25x1	10	34094	2		600	22x1
4	36684	1		A 570+30	25x1	11	38284-PG	2		940+60	22x1
5	35455	4		1100	22x1	12	38310	1		800	19x1
6	38285-PG	8		940+60	25x1	13	36660	1		1100	22x1
7	38304	2		940+60	25x1	14	38303	1		940+60	22x1
						15	35988	1		1100	19x1
						16	37698	1		1100	19x1
						17	39758	2		225	22x1

Access.	Aantal / Qty.
B = buisklem / adjusting clamp 25 mm.	10
B ₁ = buisklem / adjusting clamp 22 mm.	2

BEWAAR DEZE FRAMETEKENING
KEEP THIS FRAME DIAGRAM IN A SAFE PLACE
Voor nalevering van losse framedelen altijd het
framenummer en het artikelnummer opgeven.
When ordering separate frame parts always mention
the diagram number and part number.