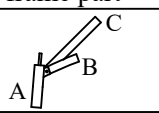

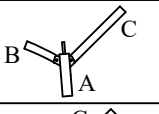
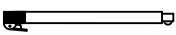
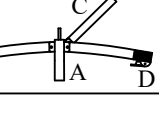







aluminium

pos.	artikel nr. part no.	aantal quantity	frame deel frame part	maat mm. size mm.	ø mm.	pos.	artikel nr. part no.	aantal quantity	frame deel frame part	maat mm. size mm.	ø mm.
1	41374	1		A 200 B 370+30 C 1000	28x1 25x1 25x1	5	39464-PG	3		840+60	28x1
2	41375	1		A 200 B 370+30 C 1000	28x1 25x1 25x1	6	38288-PG	3		940+60	28x1
3	41368-PG	1		A 200 C 1000 D 870+30	28x1 25x1 28x1	7	41107-PG	2		300/122°	28x1
4	38532	3		800	25x1	8	41109	2		190	25x1
						9	41377	1		800/130°	28x1
						10	38295	2		540+60	28x1

Access.	Aantal / Qty.
B = buisklem / adjusting clamp 28 mm	10

BEWAAR DEZE FRAMETEKENING
KEEP THIS FRAME DIAGRAM IN A SAFE PLACE
Voor nalevering van losse framedelen altijd het
framenummer en het artikelnummer opgeven.
When ordering separate frame parts always mention
the diagram number and part number.