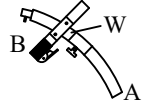
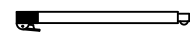
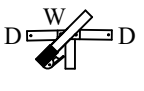



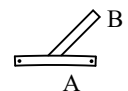
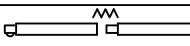






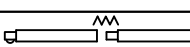



aluminium

pos.	artikel nr. part no.	aantal quantity	frame deel frame part	maat mm. size mm.	∅ mm.	pos.	artikel nr. part no.	aantal quantity	frame deel frame part	maat mm. size mm.	∅ mm.
1	41194	2		W 45 A 810+60 B 185+30	32x1 28x1 28x1	6	39464-PG	4		840+60	28x1
2	41195-PG	1		D 155+30 W 200	28x1 28x1	7	38316	4		1000	25x1
3	39699	2		810+60	28x1	8	38523	1		800	25x1
4	41197	1		A 440 B 480	28x1 25x1	9	38766-PG	3		940+940	28x1
5	39304	8		810+60	28x1	10	38389	5		1100	25x1
						11	38768-PG	2		1100+940	28x1
						12	41203	2		400	25x1
						13	41201	2		300	25x1
						14	41204-PG	2		300	28x1
						15	38525-PG	1		840+840	28x1

Access.	Aantal / Qty.	<b>BEWAAR DEZE FRAMETEKENING</b> <b>KEEP THIS FRAME DIAGRAM IN A SAFE PLACE</b> Voor nalevering van losse framedelen altijd het framenummer en het artikelnummer opgeven. When ordering separate frame parts always mention the diagram number and part number.
B = buisklem / adjusting clamp 28 mm	15	
C = tentoog / plastic eye + schroef / screw	5 + 10	
M+W =  25 mm	2	